

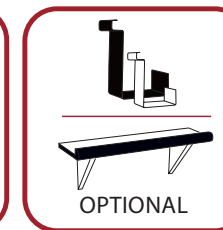


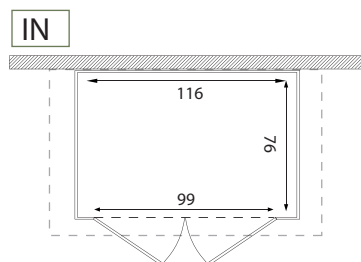
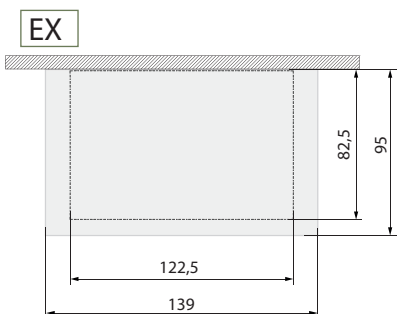
DATA SHEET / SCHEDA TECNICA

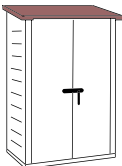
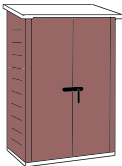
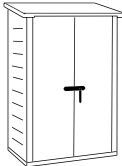
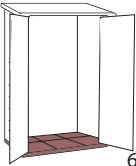
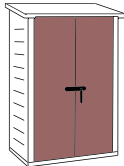
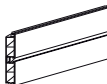



TUSCANY GG 100.2P

V46.05.004

COD. EAN 8032605802187

m² 1,32



					
ROOF ASA	STRUCTURE PVC	WINDOWS PMMA	FLOOR WPC	DOOR PVC	PANEL PVC
	ROOF AREA w: 139 d: 95	EX w: 122,5 d: 82,5 h: 201 IN w: 76 d: 116 h: 177 max 193	w: 34,5 d: 44,5	DIM. 1 TILE w: 40 d: 40 h: 4,5	w: 98,5 th: 2 h: 173 th: 2
	color: green ral_6016	color: grey ral_7035			
	n.box/item: 1 box size: 1: 114x20x203 weight: 60 kg pz/pallet 6 pallet max size: 120x114x217				
UNIT OF MEASURE: CM					

UNIT OF MEASURE: CM